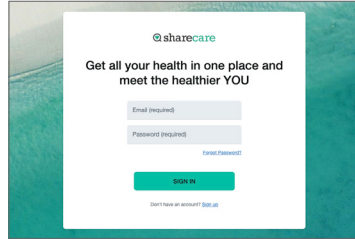


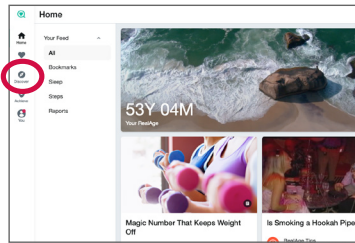
## FINDING A FITNESS CENTER

Go to [lafra.org/wellness](https://lafra.org/wellness) and register your Sharecare account. Then follow these steps:

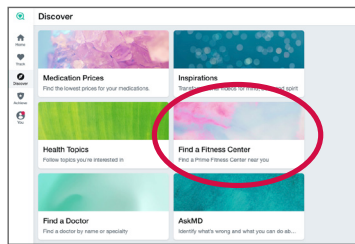
1. From a web browser or after downloading the Sharecare app, **Sign in** with your email address and password.



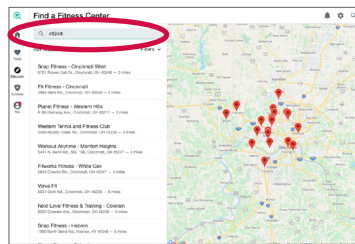
2. Select the **Discover** icon.



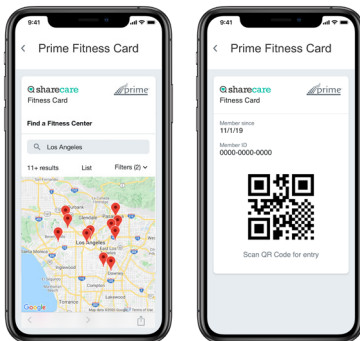
3. Select **Find a Fitness Center**.



4. Enter your zip code or an address to find a participating Prime Fitness Center near you.



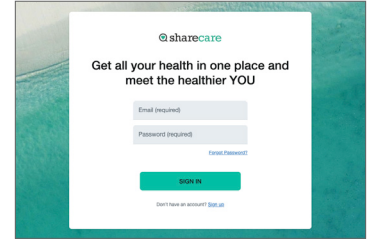
You can also find a fitness center and access your card from the Sharecare app. It's available for Apple or Android. Download it today!



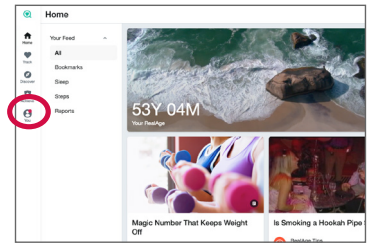
## ACCESSING YOUR PRIME FITNESS CARD

Go to [lafra.org/wellness](https://lafra.org/wellness) and register your Sharecare account. Then follow these steps:

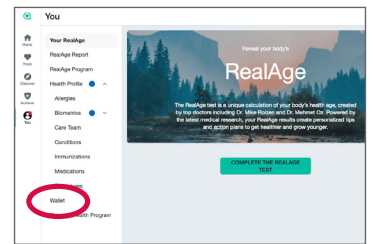
1. From a web browser or after downloading the Sharecare app, **Sign in** with your email address and password.




2. Select the **You** icon.



3. Select **Wallet**.

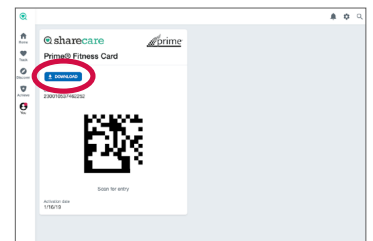


4. Select **Prime Fitness Card**.



5. Select **Download** to print your card.

Show your card at any participating Prime Fitness Center.



\*Before you download the Sharecare app, you must create a Sharecare account from a web browser on your computer or mobile device. Otherwise, you won't get the added benefits.